

DDEC® Reports - Trip Activity

Print Date: Jul 05, 2011 01:00 PM (CDT)

DDC

Trip: 03/16/01 03:04 PM (EST) to 04/01/01 (EST)

Vehicle ID: 2072997

Driver ID:

Odometer: 12132.8 mi

Trip Distance	532.4 mi	Trip Time	14:09:04
Trip Fuel	98.38 gal	Fuel Consumption	6.95 gal/h
Fuel Economy	5.41 mpg	Idle Time	4:23:05
Avg Drive Load	0 %	Idle Percent	30.99 %
Avg Vehicle Speed	54.5 mph	Idle Fuel	2.63 gal

Driving Time	9:45:59	VSG(PTO) Total Time	0:40:01
Driving Percent	69.01 %	VSG(PTO) Percent	4.71 %
Driving Fuel	95.75 gal	VSG(PTO) Total Fuel	0.63 gal
Driving Economy	5.56 mpg		

Vehicle Speed Limiting		Stop Idle Time	3:27:19
Time	0:00:00	Stop Idle Percent	24.42 %
Percent	0.00 %	Stop Idle Fuel	2.13 gal
Distance	0.0 mi		
Fuel	0.00 gal	Over Rev Limit	1800 rpm

Top Gear		Count	8
Time	8:08:55	Time	0:00:11
Percent	83.44 %	Percent	0.02 %
Distance	498.2 mi	Highest RPM	1876 rpm
Fuel	86.38 gal	Occurred	03/16/01 15:50:25 (EST)

Top Gear - 1		Diag. Records	0
Time	0:23:41	Hard Brake Count	0
Percent	4.04 %	Brake Count	123
Distance	16.6 mi	Eng. Brake Time	0:00:19
Fuel	4.13 gal		

Cruise		Optimized Idle Time	
Time	5:00:17	Active	0:00:00
Percent	51.24 %	Run	0:00:00
Distance	313.0 mi	Battery	0:00:00
Fuel	54.50 gal	Engine Temp.	0:00:00
		Thermostat	0:00:00
		Extended Idle	0:00:00
		Continuous	0:00:00

Top Gear Cruise		Optimized Idle Battery Charging Starts	
Time	5:00:17	Normal Count	0
Percent	51.24 %	Alternate Count	0
Distance	313.0 mi	Continuous Run	0
Fuel	54.50 gal		

Speeding A(>=66 mph and <71 mph)		Fan On Time	
Count	21	Total Time	0:00:33
Time	0:03:34	Engine System	0:00:33
Percent	0.61 %	Manual	0:00:00
		A/C	0:00:00

Speeding B(>=71 mph)		Engine Utilization	3.68 %
Count	0	Vehicle Utilization	2.54 %
Time	0:00:00		
Percent	0.00 %		

Highest Speed 67.0 mph
Occurred 03/16/01 16:59:19 (EST)

Coasting Time 0:00:00
Coasting Percent 0.00 %

DDEC® Reports - Configuration

Print Date: Jul 05, 2011 01:00 PM (CDT)

DDC
, -
() -
Trip: 03/16/01 03:04 PM (EST) to 04/01/01 (EST)
Vehicle ID: 2072997
Driver ID:
Odometer: 12132.8 mi

Trip Distance	532.4 mi	Trip Time	14:09:04
Trip Fuel	98.38 gal	Fuel Consumption	6.95 gal/h
Fuel Economy	5.41 mpg	Idle Time	4:23:05
Avg Drive Load	0 %	Idle Percent	30.99 %
Avg Vehicle Speed	54.5 mph	Idle Fuel	2.63 gal

Hard Brake Limit	7.0 mph/s	
Stop Idle Limit	5 min	
Top Gear Limit	23 rpm/mph	
Top Gear-1 Limit	30 rpm/mph	Learned On: 03/16/2001 (EST)

ECM S/W	21.000
ECM Type	DDEC IV
Config. Change	04/01/2001 (EST)

Idle Method	VSS
Idle-Load Limit	- %
Idle-RPM Limit	- rpm

Reset Lockout	No
Fleet Time Zone	-5.0 h (EST)

Maintenance Visual Reminder:

Enabled	No
Percentage	- %

Vehicle Speed Bands (mph)	10	20	30	40	50	55	60	66	71
Engine Speed Bands (rpm)	700	1000	1200	1300	1400	1500	1600	1700	1800
Percent Load Bands (%)	10	20	30	40	50	60	70	80	90

DDEC® Reports - Life-To-Date

Print Date: Jul 05, 2011 01:00 PM (CDT)

DDC

Trip: 03/16/01 03:04 PM (EST) to 04/01/01 (EST)

Vehicle ID: 2072997

Driver ID:

Odometer: 12132.8 mi

, -
() -

Trip Distance	532.4 mi	Trip Time	14:09:04
Trip Fuel	98.38 gal	Fuel Consumption	6.95 gal/h
Fuel Economy	5.41 mpg	Idle Time	4:23:05
Avg Drive Load	0 %	Idle Percent	30.99 %
Avg Vehicle Speed	54.5 mph	Idle Fuel	2.63 gal

Total Distance	12132.8 mi	Avg. Drive Load	0 %
Total Time	487:35:10	Optimized Idle	
Total Fuel	1532.25 gal	Active Time	0:00:00
Overall Fuel Economy	7.92 mpg	Run Time	0:00:00
Avg Vehicle Speed	24.88 mph	Optimized Idle Battery Charging Starts	
Idle Time	227:26:00	Normal Count	-1 Error
Idle Percent	46.64 %	Alternate Count	-1 Error
Idle Fuel	100.00 gal	Continuous Run	-1 Error
VSG(PTO) Total Time	41:39:36	Fan On Time	
VSG(PTO) Percent	8.54 %	Total Time	667:58:33
VSG(PTO) Total Fuel	40.25 gal	Engine System	667:58:33
Cruise Percent	12.06 %	Manual	0:00:00
Cruise Time	31:22:35	A/C	0:00:00
Eng. Brake Time	0:04:54	Peak Road Speed	0.0 mph
Revolutions/mi	0	Occurred	-
Average RPM	0	Peak Engine RPM	0 rpm
		Occurred	-

DDEC® Reports - Profile

Print Date: Jul 05, 2011 01:00 PM (CDT)

DDC

Trip: 03/16/01 03:04 PM (EST) to 04/01/01 (EST)

Vehicle ID: 2072997

Driver ID:

Odometer: 12132.8 mi

, -
() -

Trip Distance	532.4 mi	Cruise Percent	0 %
Trip Fuel	98.38 gal	Top Gear Percent	0 %
Trip Time	14:09:04	Coast Percent	0 %
		Idle Percent	31 %
Speeding A	0 %	VSG Percent	5 %
Speeding B	0 %	Avg. Drive Load	0 %
		Hard Brake Count	0
PMA Percent Left	100 %	Diagnostic Code	No
PMB Percent Left	100 %		
PMC Percent Left	100 %	Highest Speed	67.0 mph
		Highest RPM	1876 rpm
Over Rev	0 %		

DDEC® Reports - Engine Load/RPM

Print Date: Jul 05, 2011 01:00 PM (CDT)

DDC

Trip: 03/16/01 03:04 PM (EST) to 04/01/01 (EST)

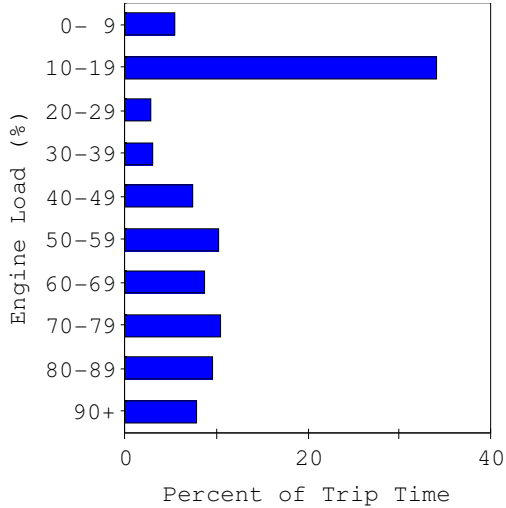
Vehicle ID: 2072997

Driver ID:

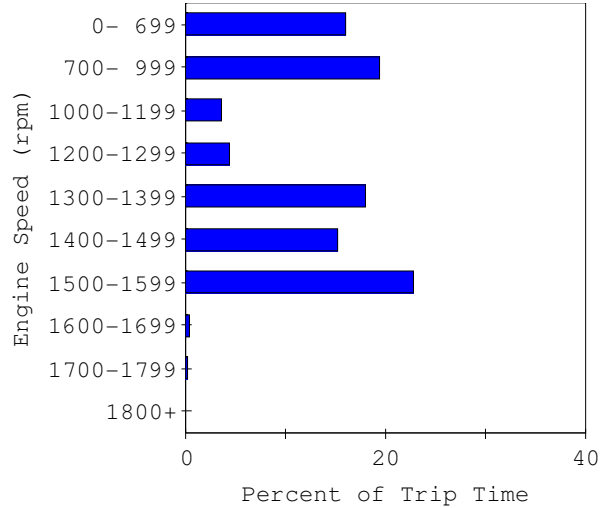
Odometer: 12132.8 mi

Trip Distance	532.4 mi	Trip Time	14:09:04
Trip Fuel	98.38 gal	Fuel Consumption	6.95 gal/h
Fuel Economy	5.41 mpg	Idle Time	4:23:05
Avg Drive Load	0 %	Idle Percent	30.99 %
Avg Vehicle Speed	54.5 mph	Idle Fuel	2.63 gal

Engine Load Histogram



Engine Speed Histogram



Percent of Trip Time in Load and RPM Table

Engine Load (%)

Engine RPM	0- 9	10-19	20-29	30-39	40-49	50-59	60-69	70-79	80-89	90-100	Total
0- 699		15.1	0.2	0.1	0.1			0.4			16.0
700- 999	0.9	17.0	0.9	0.2	0.1		0.1	0.1			19.4
1000-1199	1.2	0.7	0.5	0.2	0.2	0.3	0.3	0.2		0.1	3.6
1200-1299	0.9	0.3	0.3	0.2	0.4	0.4	0.4	0.4	0.2	0.8	4.4
1300-1399	1.0	0.4	0.5	1.4	3.0	3.2	2.0	2.2	2.1	2.2	18.0
1400-1499	0.6	0.3	0.3	0.6	1.0	1.9	2.1	2.5	2.7	3.2	15.2
1500-1599	0.7	0.2	0.2	0.4	2.5	4.5	3.8	4.7	4.5	1.3	22.9
1600-1699										0.2	0.4
1700-1799										0.1	0.1
1800+											
Total	5.4	34.1	2.9	3.2	7.3	10.2	8.8	10.5	9.7	8.0	

Note: This table contains values <0.005 percent of trip time

DDEC® Reports - Over Speed/Over Rev

Print Date: Jul 05, 2011 01:00 PM (CDT)

DDC

Trip: 03/16/01 03:04 PM (EST) to 04/01/01 (EST)

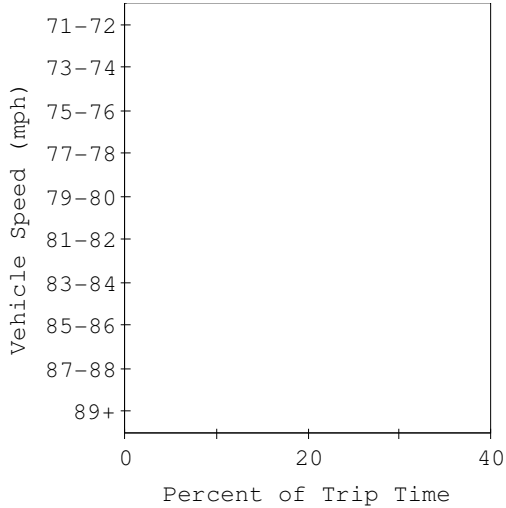
Vehicle ID: 2072997

Driver ID:

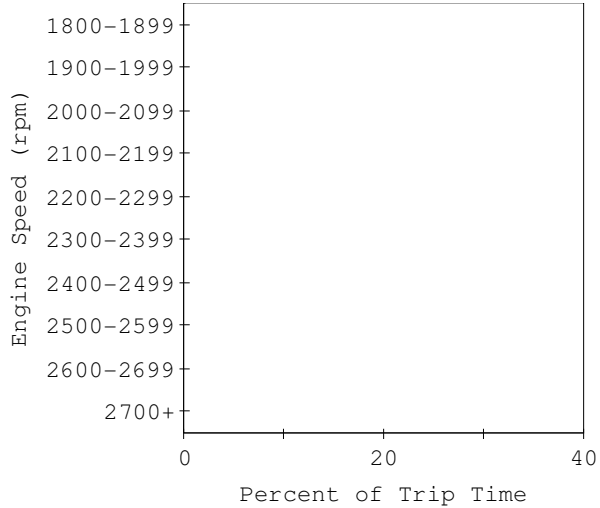
Odometer: 12132.8 mi

Trip Distance	532.4 mi	Trip Time	14:09:04
Trip Fuel	98.38 gal	Fuel Consumption	6.95 gal/h
Fuel Economy	5.41 mpg	Idle Time	4:23:05
Avg Drive Load	0 %	Idle Percent	30.99 %
Avg Vehicle Speed	54.5 mph	Idle Fuel	2.63 gal

Over Speed Histogram



Over Rev Histogram



Percent of Trip Time in Over Speed and Over Rev Bands

Vehicle Speed (mph)

71-72	73-74	75-76	77-78	79-80	81-82	83-84	85-86	87-88	89+

Engine Speed (rpm)

1800	1900	2000	2100	2200	2300	2400	2500	2600	2700+
1899	1999	2099	2199	2299	2399	2499	2599	2699	
0.02									

DDEC® Reports - Vehicle Speed/RPM

Print Date: Jul 05, 2011 01:00 PM (CDT)

DDC

Trip: 03/16/01 03:04 PM (EST) to 04/01/01 (EST)

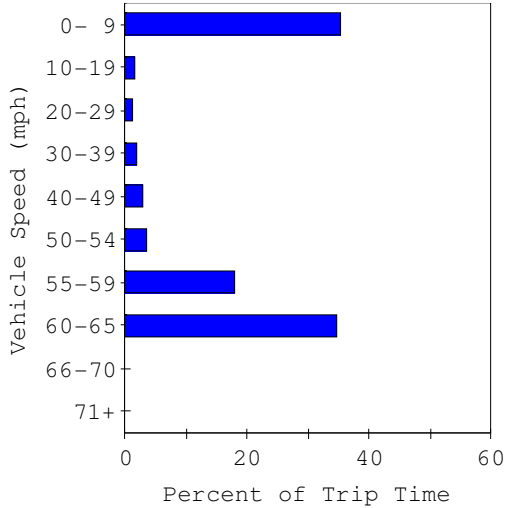
Vehicle ID: 2072997

Driver ID:

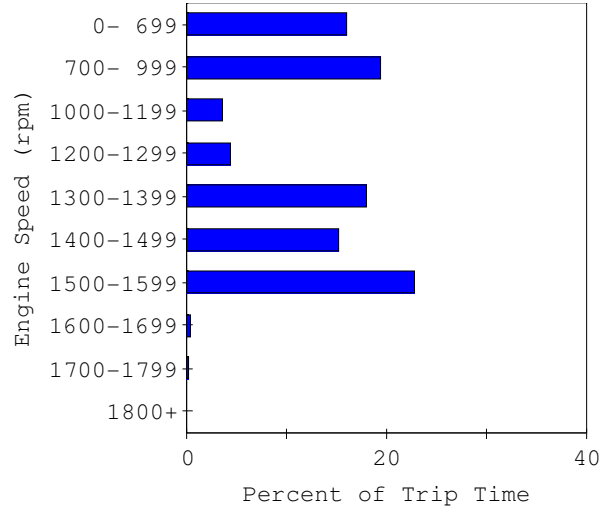
Odometer: 12132.8 mi

Trip Distance	532.4 mi	Trip Time	14:09:04
Trip Fuel	98.38 gal	Fuel Consumption	6.95 gal/h
Fuel Economy	5.41 mpg	Idle Time	4:23:05
Avg Drive Load	0 %	Idle Percent	30.99 %
Avg Vehicle Speed	54.5 mph	Idle Fuel	2.63 gal

Vehicle Speed Histogram



Engine Speed Histogram



Percent of Trip Time in Speed and RPM Table

Vehicle Speed (mph)

Engine RPM	0- 9	10-19	20-29	30-39	40-49	50-54	55-59	60-65	66-70	71+	Total
0- 699	15.6	0.3	0.1								16.0
700- 999	18.6	0.4	0.2	0.2	0.1						19.4
1000-1199	0.9	0.5	0.3	0.6	1.1	0.2					3.6
1200-1299	0.2	0.2	0.4	0.4	0.2	3.1					4.4
1300-1399	0.1	0.2	0.2	0.3	0.7	0.2	16.3				18.0
1400-1499	0.1	0.1	0.1	0.2	0.5		1.6	12.6			15.2
1500-1599		0.1	0.1	0.2	0.3			22.1	0.1		22.9
1600-1699			0.1	0.1		0.1					0.4
1700-1799											0.1
1800+											
Total	35.4	1.7	1.5	2.0	2.9	3.7	17.9	34.7	0.1		
Brakes	37	11	12	19	25	10	7	2			123
Hard Brakes											
Firm Brakes											

Note: This table contains values <0.005 percent of trip time

DDEC® Reports - Monthly Activity #1

Print Date: Jul 05, 2011 01:00 PM (CDT)

DDC

Partial Month: April, 2001 (EST)

Vehicle ID: 2072997

Driver ID:

Odometer: 12132.8 mi

Distance	0.0 mi	Time	0:00:00
Fuel	0.00 gal	Fuel Consumption	0.00 gal/h
Fuel Economy	0.00 mpg	Idle Time	0:00:00
Avg Drive Load	0 %	Idle Percent	0.00 %
Avg Vehicle Speed	0.0 mph	Idle Fuel	0.00 gal

Driving Time	0:00:00	VSG(PTO) Total Time	0:00:00
Driving Percent	0.00 %	VSG(PTO) Percent	0.00 %
Driving Fuel	0.00 gal	VSG(PTO) Total Fuel	0.00 gal
Driving Economy	0.00 mpg		

Stop Idle Time	0:00:00
Stop Idle Percent	0.00 %
Stop Idle Fuel	0.00 gal

Vehicle Speed Limiting

Time	0:00:00
Percent	0.00 %
Distance	0.0 mi
Fuel	0.00 gal

Over Rev Limit	1800 rpm
Count	0
Time	0:00:00
Percent	0.00 %

Top Gear

Time	0:00:00
Percent	0.00 %
Distance	0.0 mi
Fuel	0.00 gal

Highest RPM	0 rpm
Occurred	04/01/01 13:02:32 (EST)

Top Gear - 1

Time	0:00:00
Percent	0.00 %
Distance	0.0 mi
Fuel	0.00 gal

Diag. Records	0
Hard Brake Count	0
Brake Count	0
Eng. Brake Time	0:00:00

Cruise

Time	0:00:00
Percent	0.00 %
Distance	0.0 mi
Fuel	0.00 gal

Optimized Idle Time	0:00:00
Active	0:00:00
Run	0:00:00
Battery	0:00:00
Engine Temp.	0:00:00
Thermostat	0:00:00
Extended Idle	0:00:00
Continuous	0:00:00

Top Gear Cruise

Time	0:00:00
Percent	0.00 %
Distance	0.0 mi
Fuel	0.00 gal

Optimized Idle Battery Charging Starts	0
Normal Count	0
Alternate Count	0
Continuous Run	0

Speeding A(>=66 mph and <71 mph)

Count	0
Time	0:00:00
Percent	0.00 %

Fan On Time	0:00:00
Total Time	0:00:00
Engine System	0:00:00
Manual	0:00:00
A/C	0:00:00

Speeding B(>=71 mph)

Count	0
Time	0:00:00
Percent	0.00 %

Engine Utilization	0.00 %
Vehicle Utilization	0.00 %

Highest Speed 0.0 mph
Occurred 04/01/01 13:02:32 (EST)

Coasting Time 0:00:00
Coasting Percent 0.00 %

DDEC® Reports - Monthly Activity #2

Print Date: Jul 05, 2011 01:00 PM (CDT)

DDC Month: March, 2001 (EST)
Vehicle ID: 2072997
Driver ID:
Odometer: 12132.8 mi

Distance	1947.9 mi	Time	63:15:37
Fuel	342.25 gal	Fuel Consumption	5.41 gal/h
Fuel Economy	5.69 mpg	Idle Time	23:20:28
Avg Drive Load	0 %	Idle Percent	36.90 %
Avg Vehicle Speed	48.8 mph	Idle Fuel	14.88 gal

Driving Time	39:55:09	VSG(PTO) Total Time	5:56:08
Driving Percent	63.10 %	VSG(PTO) Percent	9.38 %
Driving Fuel	327.38 gal	VSG(PTO) Total Fuel	6.38 gal
Driving Economy	5.95 mpg		

Vehicle Speed Limiting		Stop Idle Time	18:43:24
Time	0:00:00	Stop Idle Percent	29.60 %
Percent	0.00 %	Stop Idle Fuel	12.50 gal
Distance	0.0 mi		
Fuel	0.00 gal	Over Rev Limit	1800 rpm

Top Gear		Count	54
Time	28:06:32	Time	0:01:11
Percent	70.41 %	Percent	0.03 %
Distance	1670.0 mi	Highest RPM	1980 rpm
Fuel	259.88 gal	Occurred	03/14/01 12:18:12 (EST)

Top Gear - 1		Diag. Records	5
Time	3:36:35	Hard Brake Count	1
Percent	9.04 %	Brake Count	874
Distance	148.6 mi	Eng. Brake Time	0:01:21
Fuel	30.00 gal		

Cruise		Optimized Idle Time	
Time	13:13:23	Active	0:00:00
Percent	33.12 %	Run	0:00:00
Distance	828.4 mi	Battery	0:00:00
Fuel	135.38 gal	Engine Temp.	0:00:00
		Thermostat	0:00:00
		Extended Idle	0:00:00
		Continuous	0:00:00

Top Gear Cruise		Optimized Idle Battery Charging Starts	
Time	13:13:23	Normal Count	0
Percent	33.12 %	Alternate Count	0
Distance	828.4 mi	Continuous Run	0
Fuel	135.38 gal		

Speeding A(>=66 mph and <71 mph)		Fan On Time	
Count	59	Total Time	0:01:38
Time	0:26:34	Engine System	0:01:38
Percent	1.11 %	Manual	0:00:00
		A/C	0:00:00

Speeding B(>=71 mph)		Engine Utilization	8.51 %
Count	0	Vehicle Utilization	5.37 %
Time	0:00:00		
Percent	0.00 %		

Highest Speed 70.5 mph
Occurred 03/11/01 16:47:22 (EST)

Coasting Time 0:00:00
Coasting Percent 0.00 %

DDEC® Reports - Diagnostic Record #1

Print Date: Jul 05, 2011 01:00 PM (CDT)

DDC

Trip: 03/16/01 03:04 PM (EST) to 04/01/01 (EST)

Vehicle ID: 2072997

Driver ID:

Odometer: 12132.8 mi

Trip Distance	532.4 mi	Trip Time	14:09:04
Trip Fuel	98.38 gal	Fuel Consumption	6.95 gal/h
Fuel Economy	5.41 mpg	Idle Time	4:23:05
Avg Drive Load	0 %	Idle Percent	30.99 %
Avg Vehicle Speed	54.5 mph	Idle Fuel	2.63 gal

Note:

Not all faults that are displayed in Diagnostic Link (Fault Codes View) will be displayed here.
The diagnostic codes shown in DDEC Reports are a subset of all possible fault codes.

Diagnostic Code: [53] - EEPROM Write Error

Diagnostic Time: 03/13/2001 11:48:29 (EST)

Time	Vehicle Speed (mph)	Engine Speed (rpm)	Boost Press (psi)	Oil Press (psi)	Fuel Press (psi)
11:48:29	45.0	1055	2.9	47.5	0.0
11:48:24	45.0	1131	4.9	50.1	0.0
11:48:19	44.5	1399	10.4	51.9	0.0
11:48:14	44.5	1412	3.8	52.4	0.0
11:48:09	40.5	1281	5.3	51.1	0.0
11:48:04	40.5	1272	5.3	51.3	0.0
11:47:59	40.0	1253	5.5	50.9	0.0
11:47:54	37.0	1171	4.4	50.5	0.0
11:47:49	33.0	1046	2.8	48.0	0.0
11:47:44	32.5	1023	3.0	47.6	0.0
11:47:39	37.0	1162	2.3	50.5	0.0
11:47:34	36.5	1150	5.1	50.4	0.0

Time	Coolant Temp (°F)	Oil Temp (°F)	Fuel Temp (°F)	Engine Load (%)	Throttle (%)
11:48:29	189.8	177.8	108.0	47.0	43.6
11:48:24	188.3	178.0	108.0	0.0	0.0
11:48:19	188.8	178.0	108.0	82.0	78.8
11:48:14	185.8	178.0	108.0	35.0	46.8
11:48:09	186.3	177.8	108.0	54.0	57.6
11:48:04	185.8	178.0	108.0	54.5	57.6
11:47:59	187.0	178.0	108.0	56.5	58.0
11:47:54	188.3	178.3	108.0	64.5	62.4
11:47:49	189.3	178.3	108.0	40.0	40.0
11:47:44	190.3	178.3	108.0	69.0	67.6
11:47:39	188.3	178.3	108.0	24.0	33.6
11:47:34	188.5	178.3	108.0	69.0	86.0

Time	Engine Brake (cylinders)	Cruise	Accel Switch	Brake Switch	Clutch Switch
11:48:29	Off	No	No	No	No
11:48:24	Off	No	No	No	No
11:48:19	Off	No	No	No	No
11:48:14	Off	No	No	No	No
11:48:09	Off	No	No	No	No
11:48:04	Off	No	No	No	No
11:47:59	Off	No	No	No	No
11:47:54	Off	No	No	No	No
11:47:49	Off	No	No	No	No
11:47:44	Off	No	No	No	No
11:47:39	Off	No	No	No	No
11:47:34	Off	No	No	No	No

DDEC® Reports - Diagnostic Record #2

Print Date: Jul 05, 2011 01:00 PM (CDT)

DDC

Trip: 03/16/01 03:04 PM (EST) to 04/01/01 (EST)

Vehicle ID: 2072997

Driver ID:

Odometer: 12132.8 mi

() -

Note:

Not all faults that are displayed in Diagnostic Link (Fault Codes View) will be displayed here.
The diagnostic codes shown in DDEC Reports are a subset of all possible fault codes.

Diagnostic Code: [53] - EEPROM Write Error

Diagnostic Time: 03/12/2001 10:05:15 (EST)

Time	Vehicle Speed (mph)	Engine Speed (rpm)	Boost Press (psi)	Oil Press (psi)	Fuel Press (psi)
10:05:15	60.0	1399	7.1	50.9	0.0
10:05:10	60.0	1409	8.9	50.9	0.0
10:05:05	59.5	1401	4.4	51.1	0.0
10:05:00	60.0	1413	7.8	51.0	0.0
10:04:55	60.0	1409	11.9	50.9	0.0
10:04:50	59.5	1400	12.4	50.4	0.0
10:04:45	60.0	1404	10.0	51.9	0.0
10:04:40	60.0	1411	5.8	51.4	0.0
10:04:35	60.5	1416	5.6	52.1	0.0
10:04:30	60.5	1428	6.5	51.4	0.0
10:04:25	61.0	1438	6.3	51.1	0.0
10:04:20	61.5	1445	7.0	50.9	0.0

Time	Coolant Temp (°F)	Oil Temp (°F)	Fuel Temp (°F)	Engine Load (%)	Throttle (%)
10:05:15	189.0	177.3	107.0	45.0	54.0
10:05:10	189.0	177.3	106.8	67.0	68.8
10:05:05	189.8	177.3	106.8	46.0	54.8
10:05:00	189.8	177.3	106.8	58.5	63.2
10:04:55	188.3	177.3	106.8	68.0	69.2
10:04:50	187.3	177.3	107.0	87.0	82.4
10:04:45	187.5	177.3	107.0	73.0	73.2
10:04:40	188.5	177.3	107.0	45.0	54.8
10:04:35	188.5	177.3	107.0	47.5	55.6
10:04:30	188.5	177.3	107.0	52.5	60.0
10:04:25	187.8	177.0	107.0	48.0	56.8
10:04:20	187.0	177.3	107.0	52.5	60.0

Time	Engine Brake (cylinders)	Cruise	Accel Switch	Brake Switch	Clutch Switch
10:05:15	Off	No	No	No	No
10:05:10	Off	No	No	No	No
10:05:05	Off	No	No	No	No
10:05:00	Off	No	No	No	No
10:04:55	Off	No	No	No	No
10:04:50	Off	No	No	No	No
10:04:45	Off	No	No	No	No
10:04:40	Off	No	No	No	No
10:04:35	Off	No	No	No	No
10:04:30	Off	No	No	No	No
10:04:25	Off	No	No	No	No
10:04:20	Off	No	No	No	No

DDEC® Reports - Diagnostic Record #3

Print Date: Jul 05, 2011 01:00 PM (CDT)

DDC

Trip: 03/16/01 03:04 PM (EST) to 04/01/01 (EST)

Vehicle ID: 2072997

Driver ID:

Odometer: 12132.8 mi

Note:

Not all faults that are displayed in Diagnostic Link (Fault Codes View) will be displayed here.
The diagnostic codes shown in DDEC Reports are a subset of all possible fault codes.

Diagnostic Code: [44] - Coolant Temperature High

Diagnostic Time: 03/01/2001 15:48:20 (EST)

Time	Vehicle Speed (mph)	Engine Speed (rpm)	Boost Press (psi)	Oil Press (psi)	Fuel Press (psi)
15:48:20	54.5	1270	15.8	47.1	0.0
15:48:15	52.5	1239	17.6	46.5	0.0
15:48:10	53.0	1245	11.9	46.9	0.0
15:48:05	52.5	1438	12.4	48.9	0.0
15:48:00	49.5	1557	27.1	48.4	0.0
15:47:55	46.0	1441	23.9	49.0	0.0
15:47:50	45.0	1635	4.3	51.8	0.0
15:47:45	48.0	1131	12.9	45.4	0.0
15:47:40	50.0	1174	15.8	46.1	0.0
15:47:35	53.0	1248	18.5	47.0	0.0
15:47:30	55.5	1305	20.3	47.9	0.0
15:47:25	55.5	1302	20.5	47.9	0.0

Time	Coolant Temp (°F)	Oil Temp (°F)	Fuel Temp (°F)	Engine Load (%)	Throttle (%)
15:48:20	218.0	199.0	131.8	76.0	100.0
15:48:15	216.8	198.8	131.8	99.0	100.0
15:48:10	218.3	198.8	131.8	90.0	100.0
15:48:05	216.8	198.8	131.8	0.0	0.0
15:48:00	214.5	198.5	131.5	99.5	100.0
15:47:55	217.0	198.3	131.5	99.0	100.0
15:47:50	217.0	198.3	131.5	22.0	34.8
15:47:45	216.0	198.3	131.5	95.5	100.0
15:47:40	215.8	198.3	131.5	99.0	100.0
15:47:35	215.0	198.3	131.5	99.0	100.0
15:47:30	212.5	198.3	131.5	99.0	100.0
15:47:25	210.5	198.3	131.5	99.0	100.0

Time	Engine Brake (cylinders)	Cruise	Accel Switch	Brake Switch	Clutch Switch
15:48:20	Off	No	No	No	No
15:48:15	Off	No	No	No	No
15:48:10	Off	No	No	No	No
15:48:05	Off	No	No	No	No
15:48:00	Off	No	No	No	No
15:47:55	Off	No	No	No	No
15:47:50	Off	No	No	No	No
15:47:45	Off	No	No	No	No
15:47:40	Off	No	No	No	No
15:47:35	Off	No	No	No	No
15:47:30	Off	No	No	No	No
15:47:25	Off	No	No	No	No

DDEC® Reports - Daily Engine Usage

Print Date: Jul 05, 2011 01:00 PM (CDT)

DDC

Date Range: 04/04/2010 to 03/17/2001 (EST)

Vehicle ID: 2072997

Driver ID:

() -

Date:	04/04/2010
Start Time:	12:55:59 (EST)
Odometer:	1073248.5 mi
Distance:	0.0 mi
Fuel:	0.25 gal
Fuel Economy:	0.00 mpg
Average Speed:	0.0 mph

Total (hh:mm)	00:00	00:35	23:25
Hour (EST)	Drive (min)	Idle (min)	Off (min)
00:00-02:00	0	0	120
02:00-04:00	0	0	120
04:00-06:00	0	0	120
06:00-08:00	0	0	120
08:00-10:00	0	0	120
10:00-12:00	0	0	120
12:00-14:00	0	0	120
14:00-16:00	0	0	120
16:00-18:00	0	4	116
18:00-20:00	0	31	89
20:00-22:00	0	0	120
22:00-24:00	0	0	120

Date:	04/03/2010
Start Time:	08:58:03 (EST)
Odometer:	1073248.2 mi
Distance:	0.3 mi
Fuel:	0.25 gal
Fuel Economy:	1.20 mpg
Average Speed:	9.0 mph

Total (hh:mm)	00:02	00:54	23:04
Hour (EST)	Drive (min)	Idle (min)	Off (min)
00:00-02:00	0	0	120
02:00-04:00	0	0	120
04:00-06:00	0	0	120
06:00-08:00	0	0	120
08:00-10:00	0	0	120
10:00-12:00	0	0	120
12:00-14:00	0	2	118
14:00-16:00	2	2	116
16:00-18:00	0	20	100
18:00-20:00	0	30	90
20:00-22:00	0	0	120
22:00-24:00	0	0	120

Date:	04/01/2010
Start Time:	19:00:00 (EST)
Odometer:	1073098.0 mi
Distance:	150.2 mi
Fuel:	18.25 gal
Fuel Economy:	8.23 mpg
Average Speed:	47.7 mph

Total (hh:mm)	03:09	02:36	18:15
Hour (EST)	Drive (min)	Idle (min)	Off (min)
00:00-02:00	47	35	38
02:00-04:00	0	0	120
04:00-06:00	0	0	120
06:00-08:00	0	0	120
08:00-10:00	1	42	77
10:00-12:00	53	47	20
12:00-14:00	88	4	28
14:00-16:00	0	0	120
16:00-18:00	0	0	120
18:00-20:00	0	2	118
20:00-22:00	0	26	94
22:00-24:00	0	0	120

DDEC® Reports - Daily Engine Usage

Print Date: Jul 05, 2011 01:00 PM (CDT)

DDC

Date Range: 04/04/2010 to 03/17/2001 (EST)

Vehicle ID: 2072997

Driver ID:

() -

Date:	04/01/2010
Start Time:	05:59:57 (EST)
Odometer:	1072706.0 mi
Distance:	392.0 mi
Fuel:	62.75 gal
Fuel Economy:	6.25 mpg
Average Speed:	53.9 mph

Total (hh:mm)	07:16	05:37	11:07
Hour (EST)	Drive (min)	Idle (min)	Off (min)
00:00-02:00	0	0	120
02:00-04:00	0	0	120
04:00-06:00	0	0	120
06:00-08:00	0	0	120
08:00-10:00	0	0	120
10:00-12:00	10	50	60
12:00-14:00	72	48	0
14:00-16:00	84	36	0
16:00-18:00	35	78	7
18:00-20:00	101	19	0
20:00-22:00	43	77	0
22:00-24:00	91	29	0

Date:	03/31/2010
Start Time:	04:57:57 (EST)
Odometer:	1072564.3 mi
Distance:	141.7 mi
Fuel:	25.50 gal
Fuel Economy:	5.56 mpg
Average Speed:	47.5 mph

Total (hh:mm)	02:59	05:18	15:43
Hour (EST)	Drive (min)	Idle (min)	Off (min)
00:00-02:00	0	0	120
02:00-04:00	0	0	120
04:00-06:00	0	0	120
06:00-08:00	0	0	120
08:00-10:00	0	2	118
10:00-12:00	51	69	0
12:00-14:00	56	64	0
14:00-16:00	26	94	0
16:00-18:00	46	71	3
18:00-20:00	0	0	120
20:00-22:00	0	18	102
22:00-24:00	0	0	120

Date:	03/30/2010
Start Time:	07:53:39 (EST)
Odometer:	1072483.3 mi
Distance:	81.0 mi
Fuel:	13.75 gal
Fuel Economy:	5.89 mpg
Average Speed:	47.2 mph

Total (hh:mm)	01:43	01:56	20:21
Hour (EST)	Drive (min)	Idle (min)	Off (min)
00:00-02:00	0	0	120
02:00-04:00	0	0	120
04:00-06:00	0	0	120
06:00-08:00	0	0	120
08:00-10:00	0	0	120
10:00-12:00	0	0	120
12:00-14:00	0	3	117
14:00-16:00	22	10	88
16:00-18:00	56	64	0
18:00-20:00	25	39	56
20:00-22:00	0	0	120
22:00-24:00	0	0	120

DDEC® Reports - Daily Engine Usage

Print Date: Jul 05, 2011 01:00 PM (CDT)

DDC

Date Range: 04/04/2010 to 03/17/2001 (EST)

Vehicle ID: 2072997

Driver ID:

() -

Date:	03/29/2010
Start Time:	14:20:58 (EST)
Odometer:	1072483.3 mi
Distance:	0.0 mi
Fuel:	0.00 gal
Fuel Economy:	0.00 mpg
Average Speed:	0.0 mph

Total (hh:mm)	00:00	00:03	23:57
Hour (EST)	Drive (min)	Idle (min)	Off (min)
00:00-02:00	0	0	120
02:00-04:00	0	0	120
04:00-06:00	0	0	120
06:00-08:00	0	0	120
08:00-10:00	0	0	120
10:00-12:00	0	0	120
12:00-14:00	0	0	120
14:00-16:00	0	0	120
16:00-18:00	0	0	120
18:00-20:00	0	3	117
20:00-22:00	0	0	120
22:00-24:00	0	0	120

Date:	03/24/2010
Start Time:	05:45:07 (EST)
Odometer:	1072482.1 mi
Distance:	1.2 mi
Fuel:	0.50 gal
Fuel Economy:	2.40 mpg
Average Speed:	18.0 mph

Total (hh:mm)	00:04	00:32	23:24
Hour (EST)	Drive (min)	Idle (min)	Off (min)
00:00-02:00	0	0	120
02:00-04:00	0	0	120
04:00-06:00	0	0	120
06:00-08:00	0	0	120
08:00-10:00	0	0	120
10:00-12:00	4	32	84
12:00-14:00	0	0	120
14:00-16:00	0	0	120
16:00-18:00	0	0	120
18:00-20:00	0	0	120
20:00-22:00	0	0	120
22:00-24:00	0	0	120

Date:	03/18/2010
Start Time:	07:57:15 (EST)
Odometer:	1072382.3 mi
Distance:	99.8 mi
Fuel:	16.50 gal
Fuel Economy:	6.05 mpg
Average Speed:	49.9 mph

Total (hh:mm)	02:00	01:14	20:46
Hour (EST)	Drive (min)	Idle (min)	Off (min)
00:00-02:00	0	0	120
02:00-04:00	0	0	120
04:00-06:00	0	0	120
06:00-08:00	0	0	120
08:00-10:00	0	0	120
10:00-12:00	0	0	120
12:00-14:00	8	55	57
14:00-16:00	102	18	0
16:00-18:00	10	1	109
18:00-20:00	0	0	120
20:00-22:00	0	0	120
22:00-24:00	0	0	120

DDEC® Reports - Daily Engine Usage

Print Date: Jul 05, 2011 01:00 PM (CDT)

DDC

Date Range: 04/04/2010 to 03/17/2001 (EST)

Vehicle ID: 2072997

Driver ID:

() -

Date:	03/17/2010
Start Time:	04:40:47 (EST)
Odometer:	1072049.1 mi
Distance:	333.2 mi
Fuel:	54.00 gal
Fuel Economy:	6.17 mpg
Average Speed:	52.7 mph

Total (hh:mm)	06:19	04:24	13:17
Hour (EST)	Drive (min)	Idle (min)	Off (min)
00:00-02:00	0	0	120
02:00-04:00	0	0	120
04:00-06:00	0	0	120
06:00-08:00	0	0	120
08:00-10:00	1	18	101
10:00-12:00	70	50	0
12:00-14:00	117	3	0
14:00-16:00	5	115	0
16:00-18:00	73	47	0
18:00-20:00	89	31	0
20:00-22:00	24	0	96
22:00-24:00	0	0	120

Date:	03/15/2010
Start Time:	19:00:00 (EST)
Odometer:	1071782.0 mi
Distance:	267.1 mi
Fuel:	48.25 gal
Fuel Economy:	5.54 mpg
Average Speed:	52.0 mph

Total (hh:mm)	05:08	12:33	06:19
Hour (EST)	Drive (min)	Idle (min)	Off (min)
00:00-02:00	6	97	17
02:00-04:00	0	120	0
04:00-06:00	0	120	0
06:00-08:00	0	120	0
08:00-10:00	0	120	0
10:00-12:00	49	29	42
12:00-14:00	71	49	0
14:00-16:00	95	25	0
16:00-18:00	47	73	0
18:00-20:00	40	0	80
20:00-22:00	0	0	120
22:00-24:00	0	0	120

Date:	03/15/2010
Start Time:	06:47:23 (EST)
Odometer:	1071400.8 mi
Distance:	381.1 mi
Fuel:	64.50 gal
Fuel Economy:	5.91 mpg
Average Speed:	52.1 mph

Total (hh:mm)	07:19	04:04	12:37
Hour (EST)	Drive (min)	Idle (min)	Off (min)
00:00-02:00	0	0	120
02:00-04:00	0	0	120
04:00-06:00	0	0	120
06:00-08:00	0	0	120
08:00-10:00	0	0	120
10:00-12:00	0	13	107
12:00-14:00	67	53	0
14:00-16:00	95	25	0
16:00-18:00	92	28	0
18:00-20:00	63	57	0
20:00-22:00	66	18	36
22:00-24:00	56	50	14

DDEC® Reports - Daily Engine Usage

Print Date: Jul 05, 2011 01:00 PM (CDT)

DDC

Date Range: 04/04/2010 to 03/17/2001 (EST)

Vehicle ID: 2072997

Driver ID:

() -

Date:	03/14/2010
Start Time:	17:11:58 (EST)
Odometer:	1071399.5 mi
Distance:	1.3 mi
Fuel:	0.25 gal
Fuel Economy:	5.20 mpg
Average Speed:	15.6 mph

Total (hh:mm)	00:05	00:01	23:54
Hour (EST)	Drive (min)	Idle (min)	Off (min)
00:00-02:00	0	0	120
02:00-04:00	0	0	120
04:00-06:00	0	0	120
06:00-08:00	0	0	120
08:00-10:00	0	0	120
10:00-12:00	0	0	120
12:00-14:00	0	0	120
14:00-16:00	0	0	120
16:00-18:00	0	0	120
18:00-20:00	0	0	120
20:00-22:00	0	0	120
22:00-24:00	5	1	114

Date:	03/13/2010
Start Time:	08:51:37 (EST)
Odometer:	1071398.3 mi
Distance:	1.2 mi
Fuel:	0.50 gal
Fuel Economy:	2.40 mpg
Average Speed:	14.4 mph

Total (hh:mm)	00:05	00:11	23:44
Hour (EST)	Drive (min)	Idle (min)	Off (min)
00:00-02:00	0	0	120
02:00-04:00	0	0	120
04:00-06:00	0	0	120
06:00-08:00	0	0	120
08:00-10:00	0	0	120
10:00-12:00	0	0	120
12:00-14:00	3	6	111
14:00-16:00	2	3	115
16:00-18:00	0	0	120
18:00-20:00	0	0	120
20:00-22:00	0	2	118
22:00-24:00	0	0	120

Date:	03/12/2010
Start Time:	06:05:02 (EST)
Odometer:	1071299.5 mi
Distance:	98.8 mi
Fuel:	17.50 gal
Fuel Economy:	5.65 mpg
Average Speed:	47.8 mph

Total (hh:mm)	02:04	04:02	17:54
Hour (EST)	Drive (min)	Idle (min)	Off (min)
00:00-02:00	0	0	120
02:00-04:00	0	0	120
04:00-06:00	0	0	120
06:00-08:00	0	0	120
08:00-10:00	0	0	120
10:00-12:00	0	55	65
12:00-14:00	60	60	0
14:00-16:00	6	114	0
16:00-18:00	58	13	49
18:00-20:00	0	0	120
20:00-22:00	0	0	120
22:00-24:00	0	0	120

DDEC® Reports - Daily Engine Usage

Print Date: Jul 05, 2011 01:00 PM (CDT)

DDC

Date Range: 04/04/2010 to 03/17/2001 (EST)

Vehicle ID: 2072997

Driver ID:

() -

Date:	03/10/2010
Start Time:	01:31:26 (EST)
Odometer:	1070648.5 mi
Distance:	317.3 mi
Fuel:	54.75 gal
Fuel Economy:	5.80 mpg
Average Speed:	50.9 mph

Total (hh:mm)	06:14	04:27	13:19
Hour (EST)	Drive (min)	Idle (min)	Off (min)
00:00-02:00	0	0	120
02:00-04:00	0	0	120
04:00-06:00	0	0	120
06:00-08:00	60	13	47
08:00-10:00	0	20	100
10:00-12:00	1	55	64
12:00-14:00	57	63	0
14:00-16:00	71	24	25
16:00-18:00	86	34	0
18:00-20:00	57	58	5
20:00-22:00	42	0	78
22:00-24:00	0	0	120

Date:	03/09/2010
Start Time:	05:54:14 (EST)
Odometer:	1070429.5 mi
Distance:	218.8 mi
Fuel:	37.50 gal
Fuel Economy:	5.83 mpg
Average Speed:	50.9 mph

Total (hh:mm)	04:18	04:36	15:06
Hour (EST)	Drive (min)	Idle (min)	Off (min)
00:00-02:00	0	0	120
02:00-04:00	0	0	120
04:00-06:00	0	0	120
06:00-08:00	0	0	120
08:00-10:00	0	0	120
10:00-12:00	29	36	55
12:00-14:00	35	40	45
14:00-16:00	13	107	0
16:00-18:00	71	5	44
18:00-20:00	45	75	0
20:00-22:00	65	13	42
22:00-24:00	0	0	120

Date:	03/08/2010
Start Time:	06:15:05 (EST)
Odometer:	1070093.1 mi
Distance:	336.4 mi
Fuel:	50.75 gal
Fuel Economy:	6.63 mpg
Average Speed:	51.6 mph

Total (hh:mm)	06:31	04:49	12:40
Hour (EST)	Drive (min)	Idle (min)	Off (min)
00:00-02:00	0	0	120
02:00-04:00	0	0	120
04:00-06:00	0	0	120
06:00-08:00	0	0	120
08:00-10:00	0	0	120
10:00-12:00	10	35	75
12:00-14:00	59	61	0
14:00-16:00	21	61	38
16:00-18:00	112	8	0
18:00-20:00	93	27	0
20:00-22:00	27	93	0
22:00-24:00	69	4	47

DDEC® Reports - Daily Engine Usage

Print Date: Jul 05, 2011 01:00 PM (CDT)

DDC

Date Range: 04/04/2010 to 03/17/2001 (EST)

Vehicle ID: 2072997

Driver ID:

() -

Date:	03/07/2010
Start Time:	14:56:03 (EST)
Odometer:	1070093.1 mi
Distance:	0.0 mi
Fuel:	0.00 gal
Fuel Economy:	0.00 mpg
Average Speed:	0.0 mph

Total (hh:mm)	00:00	00:09	23:51
Hour (EST)	Drive (min)	Idle (min)	Off (min)
00:00-02:00	0	0	120
02:00-04:00	0	0	120
04:00-06:00	0	0	120
06:00-08:00	0	0	120
08:00-10:00	0	0	120
10:00-12:00	0	0	120
12:00-14:00	0	0	120
14:00-16:00	0	0	120
16:00-18:00	0	0	120
18:00-20:00	0	4	116
20:00-22:00	0	5	115
22:00-24:00	0	0	120

Date:	03/06/2010
Start Time:	10:18:53 (EST)
Odometer:	1070093.1 mi
Distance:	0.0 mi
Fuel:	0.25 gal
Fuel Economy:	0.00 mpg
Average Speed:	0.0 mph

Total (hh:mm)	00:00	00:07	23:53
Hour (EST)	Drive (min)	Idle (min)	Off (min)
00:00-02:00	0	0	120
02:00-04:00	0	0	120
04:00-06:00	0	0	120
06:00-08:00	0	0	120
08:00-10:00	0	0	120
10:00-12:00	0	0	120
12:00-14:00	0	0	120
14:00-16:00	0	7	113
16:00-18:00	0	0	120
18:00-20:00	0	0	120
20:00-22:00	0	0	120
22:00-24:00	0	0	120

Date:	03/04/2010
Start Time:	06:41:06 (EST)
Odometer:	1070093.1 mi
Distance:	0.0 mi
Fuel:	16.25 gal
Fuel Economy:	0.00 mpg
Average Speed:	0.0 mph

Total (hh:mm)	00:00	05:34	18:26
Hour (EST)	Drive (min)	Idle (min)	Off (min)
00:00-02:00	0	0	120
02:00-04:00	0	0	120
04:00-06:00	0	0	120
06:00-08:00	0	0	120
08:00-10:00	0	0	120
10:00-12:00	0	19	101
12:00-14:00	0	120	0
14:00-16:00	0	120	0
16:00-18:00	0	75	45
18:00-20:00	0	0	120
20:00-22:00	0	0	120
22:00-24:00	0	0	120

DDEC® Reports - Daily Engine Usage

Print Date: Jul 05, 2011 01:00 PM (CDT)

DDC

Date Range: 04/04/2010 to 03/17/2001 (EST)

Vehicle ID: 2072997

Driver ID:

() -

Date:	03/03/2010
Start Time:	05:56:00 (EST)
Odometer:	1070093.1 mi
Distance:	0.0 mi
Fuel:	18.00 gal
Fuel Economy:	0.00 mpg
Average Speed:	0.0 mph

Total (hh:mm)	00:00	06:33	17:27
Hour (EST)	Drive (min)	Idle (min)	Off (min)
00:00-02:00	0	0	120
02:00-04:00	0	0	120
04:00-06:00	0	0	120
06:00-08:00	0	0	120
08:00-10:00	0	0	120
10:00-12:00	0	64	56
12:00-14:00	0	120	0
14:00-16:00	0	120	0
16:00-18:00	0	89	31
18:00-20:00	0	0	120
20:00-22:00	0	0	120
22:00-24:00	0	0	120

Date:	03/02/2010
Start Time:	06:34:09 (EST)
Odometer:	1070093.1 mi
Distance:	0.0 mi
Fuel:	5.00 gal
Fuel Economy:	0.00 mpg
Average Speed:	0.0 mph

Total (hh:mm)	00:00	01:24	22:36
Hour (EST)	Drive (min)	Idle (min)	Off (min)
00:00-02:00	0	0	120
02:00-04:00	0	0	120
04:00-06:00	0	0	120
06:00-08:00	0	0	120
08:00-10:00	0	0	120
10:00-12:00	0	26	94
12:00-14:00	0	58	62
14:00-16:00	0	0	120
16:00-18:00	0	0	120
18:00-20:00	0	0	120
20:00-22:00	0	0	120
22:00-24:00	0	0	120

Date:	02/04/2001
Start Time:	11:03:46 (EST)
Odometer:	5327.0 mi
Distance:	114.3 mi
Fuel:	21.25 gal
Fuel Economy:	5.38 mpg
Average Speed:	46.0 mph

Total (hh:mm)	02:29	02:53	18:38
Hour (EST)	Drive (min)	Idle (min)	Off (min)
00:00-02:00	0	0	120
02:00-04:00	0	0	120
04:00-06:00	0	0	120
06:00-08:00	0	0	120
08:00-10:00	0	0	120
10:00-12:00	16	40	64
12:00-14:00	59	61	0
14:00-16:00	49	71	0
16:00-18:00	25	1	94
18:00-20:00	0	0	120
20:00-22:00	0	0	120
22:00-24:00	0	0	120

DDEC® Reports - Daily Engine Usage

Print Date: Jul 05, 2011 01:00 PM (CDT)

DDC

Date Range: 04/04/2010 to 03/17/2001 (EST)

Vehicle ID: 2072997

Driver ID:

() -

Date:	03/17/2001
Start Time:	20:06:38 (EST)
Odometer:	12132.8 mi
Distance:	0.0 mi
Fuel:	0.00 gal
Fuel Economy:	0.00 mpg
Average Speed:	0.0 mph

Total (hh:mm)	00:00	00:00	24:00
Hour (EST)	Drive (min)	Idle (min)	Off (min)
00:00-02:00	0	0	120
02:00-04:00	0	0	120
04:00-06:00	0	0	120
06:00-08:00	0	0	120
08:00-10:00	0	0	120
10:00-12:00	0	0	120
12:00-14:00	0	0	120
14:00-16:00	0	0	120
16:00-18:00	0	0	120
18:00-20:00	0	0	120
20:00-22:00	0	0	120
22:00-24:00	0	0	120

DDEC® Reports - Daily Engine Usage

Print Date: Jul 05, 2011 01:00 PM (CDT)

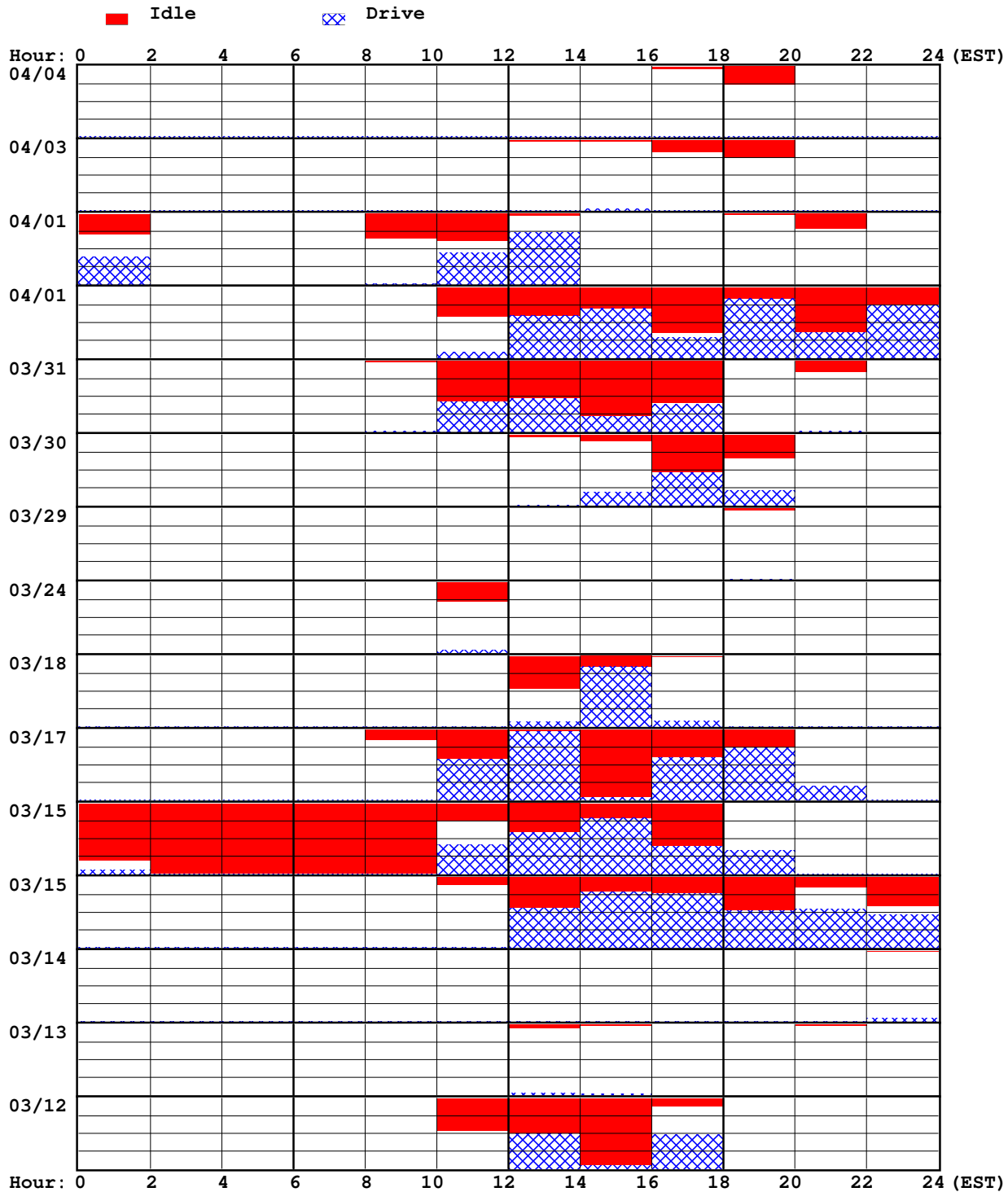
DDC

Date Range: 04/04/2010 to 03/17/2001 (EST)

Vehicle ID: 2072997

Driver ID:

() -



DDEC® Reports - Daily Engine Usage

Print Date: Jul 05, 2011 01:00 PM (CDT)

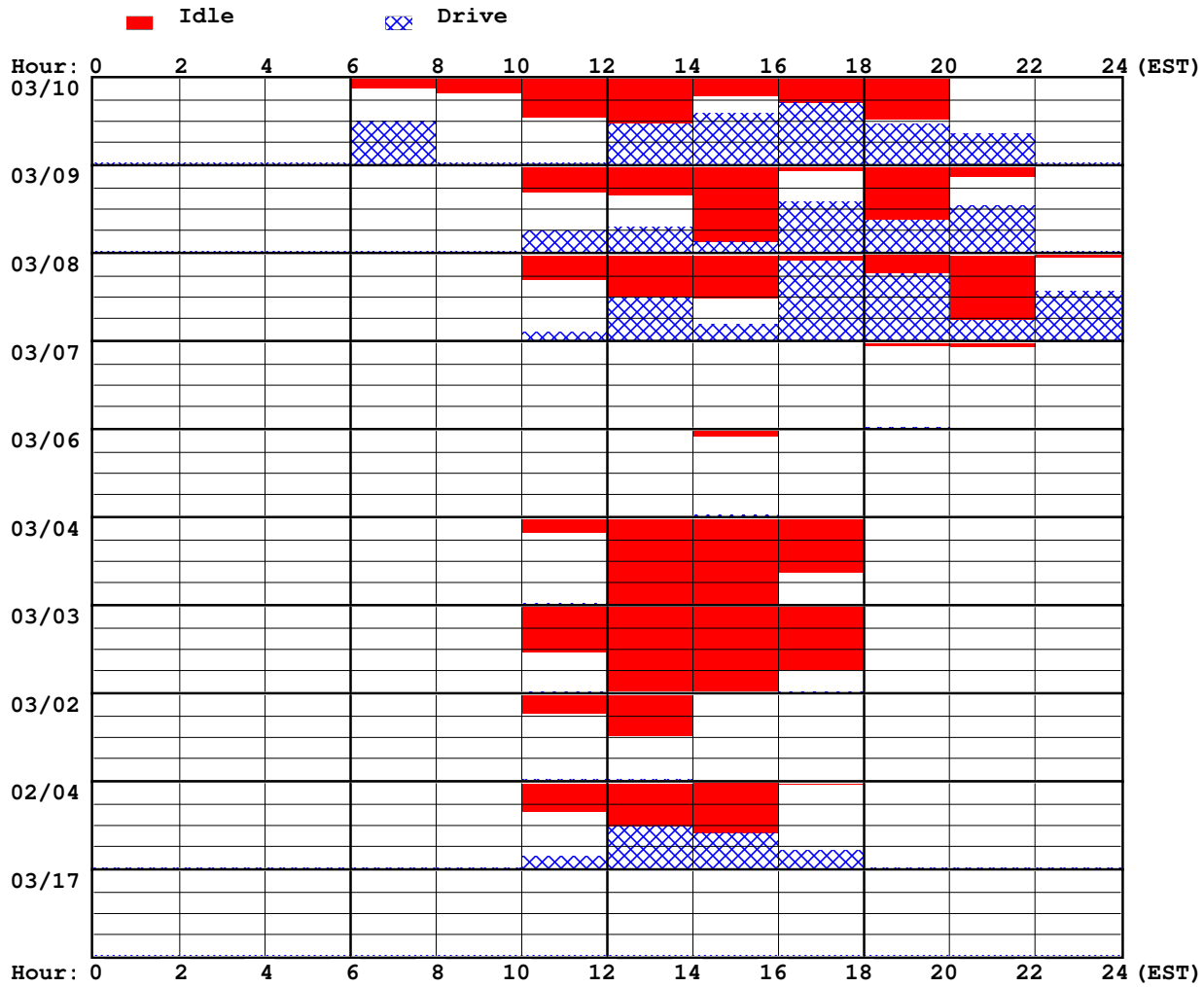
DDC

Date Range: 04/04/2010 to 03/17/2001 (EST)

Vehicle ID: 2072997

Driver ID:

, -
() -



DDEC® Reports - Last Stop Record

Print Date: Jul 05, 2011 01:00 PM (CDT)

DDC

Trip: 03/16/01 03:04 PM (EST) to 04/01/01 (EST)

Vehicle ID: 2072997

Driver ID:

Odometer: 12132.8 mi

Trip Distance	532.4 mi	Trip Time	14:09:04
Trip Fuel	98.38 gal	Fuel Consumption	6.95 gal/h
Fuel Economy	5.41 mpg	Idle Time	4:23:05
Avg Drive Load	0 %	Idle Percent	30.99 %
Avg Vehicle Speed	54.5 mph	Idle Fuel	2.63 gal

Last Stop Time: 03/17/2001 14:48:55 (EST)

Last Stop Odometer: 12132.8 mi

Time	Vehicle Speed (mph)	Engine Speed (rpm)	Brake	Clutch	Engine Load (%)	Throttle (%)	Cruise	Diagnostic Code
-1:44	43.0	961	Yes	No	24.50	29.20	No	No
-1:43	41.5	1281	Yes	No	0.00	0.00	No	No
-1:42	39.5	1241	Yes	No	0.00	0.00	No	No
-1:41	38.0	1192	Yes	No	0.00	0.00	No	No
-1:40	36.5	1140	Yes	No	0.00	0.00	No	No
-1:39	35.0	1101	Yes	No	0.00	0.00	No	No
-1:38	33.0	1045	Yes	No	0.00	0.00	No	No
-1:37	31.5	921	Yes	No	0.00	0.00	No	No
-1:36	30.0	1217	Yes	No	21.00	30.40	No	No
-1:35	28.5	1207	Yes	No	0.00	0.00	No	No
-1:34	27.5	1176	Yes	No	0.00	0.00	No	No
-1:33	26.0	1119	Yes	No	0.00	0.00	No	No
-1:32	24.0	1181	Yes	No	20.50	29.60	No	No
-1:31	22.5	1324	Yes	No	0.00	0.00	No	No
-1:30	20.5	1162	Yes	No	0.00	0.00	No	No
-1:29	19.0	1119	Yes	No	0.00	0.00	No	No
-1:28	18.0	1033	Yes	No	0.00	0.00	No	No
-1:27	17.0	995	Yes	No	4.50	0.00	No	No
-1:26	15.5	698	Yes	No	42.50	17.20	No	No
-1:25	14.5	860	Yes	No	0.00	0.00	No	No
-1:24	13.5	699	Yes	No	17.50	0.00	No	No
-1:23	12.5	699	Yes	No	16.50	0.00	No	No
-1:22	12.0	699	Yes	No	17.50	0.00	No	No
-1:21	10.5	698	Yes	No	18.00	0.00	No	No
-1:20	10.0	698	Yes	No	18.50	0.00	No	No
-1:19	9.0	698	Yes	No	18.00	0.00	No	No
-1:18	8.0	699	Yes	No	20.00	0.00	No	No
-1:17	7.0	700	Yes	No	18.50	0.00	No	No
-1:16	6.0	699	Yes	No	19.50	0.00	No	No
-1:15	5.5	699	No	No	20.00	0.00	No	No
-1:14	5.5	700	No	No	20.00	0.00	No	No
-1:13	5.5	699	No	No	20.00	0.00	No	No
-1:12	5.5	699	No	No	22.50	0.00	No	No
-1:11	5.5	699	No	No	21.00	0.00	No	No
-1:10	5.0	699	Yes	No	21.50	0.00	No	No
-1:09	4.5	699	Yes	No	21.00	0.00	No	No
-1:08	3.5	700	Yes	No	21.00	0.00	No	No
-1:07	3.0	699	Yes	No	21.00	0.00	No	No
-1:06	2.0	698	Yes	No	22.50	0.00	No	No
-1:05	0.0	699	No	No	21.00	0.00	No	No

DDEC® Reports - Last Stop Record

Print Date: Jul 05, 2011 01:00 PM (CDT)

DDC

Trip: 03/16/01 03:04 PM (EST) to 04/01/01 (EST)

Vehicle ID: 2072997

Driver ID:

Odometer: 12132.8 mi

Last Stop Time: 03/17/2001 14:48:55 (EST)

Last Stop Odometer: 12132.8 mi

Time	Vehicle Speed (mph)	Engine Speed (rpm)	Brake	Clutch	Engine Load (%)	Throttle (%)	Cruise	Diagnostic Code
-1:04	0.0	699	No	Yes	22.50	0.00	No	No
-1:03	0.0	701	No	Yes	21.00	0.00	No	No
-1:02	0.0	701	No	Yes	21.50	0.00	No	No
-1:01	0.0	699	No	Yes	22.50	0.00	No	No
-1:00	0.0	698	No	Yes	24.50	0.00	No	No
-0:59	0.0	698	No	Yes	23.00	0.00	No	No
-0:58	0.0	699	No	Yes	24.50	0.00	No	No
-0:57	0.0	701	No	Yes	21.50	0.00	No	No
-0:56	0.0	701	No	Yes	22.50	0.00	No	No
-0:55	0.0	700	No	Yes	22.50	0.00	No	No
-0:54	0.0	699	No	Yes	24.50	0.00	No	No
-0:53	0.0	698	No	Yes	24.00	0.00	No	No
-0:52	0.0	699	No	Yes	24.50	0.00	No	No
-0:51	0.0	699	No	Yes	25.00	0.00	No	No
-0:50	0.0	698	No	Yes	31.00	0.00	No	No
-0:49	0.0	699	No	Yes	34.00	0.00	No	No
-0:48	0.0	699	No	Yes	35.50	0.00	No	No
-0:47	1.5	698	No	Yes	39.50	0.00	No	No
-0:46	2.0	709	No	Yes	31.00	14.80	No	No
-0:45	2.5	909	No	Yes	38.00	31.20	No	No
-0:44	3.5	1155	No	Yes	31.00	38.80	No	No
-0:43	3.5	957	No	Yes	0.00	0.00	No	No
-0:42	3.5	908	No	Yes	19.00	16.00	No	No
-0:41	3.5	934	No	Yes	56.50	42.00	No	No
-0:40	4.0	1106	No	Yes	29.00	35.60	No	No
-0:39	4.5	1167	No	Yes	21.00	29.60	No	No
-0:38	4.5	1211	No	Yes	15.50	23.60	No	No
-0:37	4.5	1188	No	Yes	15.50	22.80	No	No
-0:36	4.5	1184	No	Yes	15.50	22.40	No	No
-0:35	4.5	1194	No	Yes	15.00	22.40	No	No
-0:34	4.5	1206	No	Yes	15.00	22.80	No	No
-0:33	4.5	1217	No	Yes	15.00	22.80	No	No
-0:32	4.5	1230	No	Yes	14.50	22.80	No	No
-0:31	4.5	1233	No	Yes	13.50	20.80	No	No
-0:30	4.5	1208	No	Yes	8.50	13.20	No	No
-0:29	4.5	1140	No	Yes	8.00	10.40	No	No
-0:28	4.5	1102	No	Yes	8.50	10.00	No	No
-0:27	4.0	1070	No	Yes	9.50	10.40	No	No
-0:26	4.0	988	No	Yes	13.00	12.00	No	No
-0:25	3.5	970	No	Yes	15.50	15.20	No	No
-0:24	3.5	922	No	Yes	18.00	15.20	No	No
-0:23	3.5	893	No	Yes	19.50	15.20	No	No
-0:22	3.5	889	No	Yes	22.50	17.60	No	No
-0:21	3.5	906	No	Yes	25.00	20.40	No	No
-0:20	3.5	862	No	Yes	30.00	21.20	No	No

DDEC® Reports - Last Stop Record

Print Date: Jul 05, 2011 01:00 PM (CDT)

DDC

Trip: 03/16/01 03:04 PM (EST) to 04/01/01 (EST)

Vehicle ID: 2072997

Driver ID:

Odometer: 12132.8 mi

Last Stop Time: 03/17/2001 14:48:55 (EST)

Last Stop Odometer: 12132.8 mi

Time	Vehicle Speed (mph)	Engine Speed (rpm)	Brake	Clutch	Engine Load (%)	Throttle (%)	Cruise	Diagnostic Code
-0:19	3.5	690	No	Yes	32.50	0.00	No	No
-0:18	3.0	695	No	Yes	30.00	0.00	No	No
-0:17	3.0	698	No	Yes	32.50	6.40	No	No
-0:16	3.0	781	No	Yes	20.50	12.00	No	No
-0:15	2.5	707	No	Yes	50.00	23.60	No	No
-0:14	3.0	723	No	Yes	59.00	28.40	No	No
-0:13	3.0	739	No	Yes	58.00	30.00	No	No
-0:12	3.0	742	No	Yes	64.00	33.20	No	No
-0:11	2.5	581	No	Yes	91.00	34.00	No	No
-0:10	2.0	514	No	Yes	88.50	0.00	No	No
-0:09	2.0	230	No	Yes	79.00	0.00	No	No
-0:08	2.0	0	No	Yes	0.00	0.00	No	No
-0:07	2.0	0	No	Yes	0.00	0.00	No	No
-0:06	2.0	0	No	Yes	0.00	0.00	No	No
-0:05	2.0	0	No	Yes	0.00	0.00	No	No
-0:04	2.0	0	No	Yes	0.00	0.00	No	No
-0:03	1.5	0	No	Yes	0.00	0.00	No	No
-0:02	1.5	0	No	Yes	0.00	0.00	No	No
-0:01	1.5	0	No	Yes	0.00	0.00	No	No
0:00	1.5	218	No	Yes	79.00	0.00	No	No
+0:01	1.5	225	No	Yes	79.00	0.00	No	No
+0:02	0.0	225	No	Yes	79.00	0.00	No	No
+0:03	0.0	0	No	Yes	0.00	0.00	No	No
+0:04	0.0	0	No	Yes	0.00	0.00	No	No
+0:05	0.0	0	No	Yes	0.00	0.00	No	No
+0:06	0.0	0	No	Yes	0.00	0.00	No	No
+0:07	0.0	0	No	Yes	0.00	0.00	No	No
+0:08	0.0	0	No	Yes	0.00	0.00	No	No
+0:09	0.0	0	No	Yes	0.00	0.00	No	No
+0:10	0.0	0	No	Yes	0.00	0.00	No	No
+0:11	0.0	0	No	Yes	0.00	0.00	No	No
+0:12	0.0	0	No	Yes	0.00	0.00	No	No
+0:13	0.0	0	No	Yes	0.00	0.00	No	No
+0:14	0.0	0	No	Yes	0.00	0.00	No	No
+0:15	0.0	0	No	Yes	0.00	0.00	No	No

DDEC® Reports - Last Stop Record

Print Date: Jul 05, 2011 01:00 PM (CDT)

DDC

Trip: 03/16/01 03:04 PM (EST) to 04/01/01 (EST)

Vehicle ID: 2072997

Driver ID:

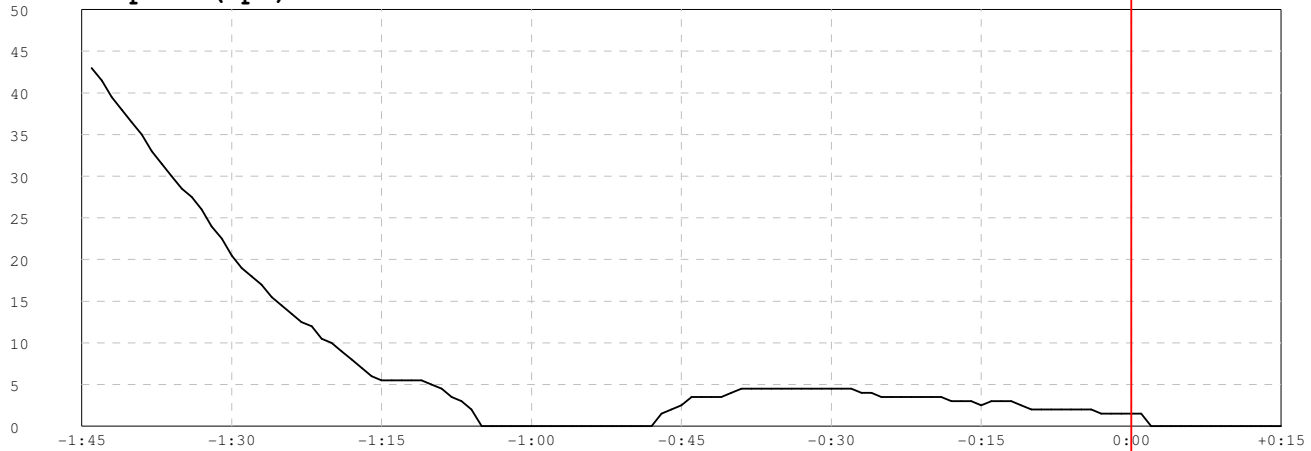
Odometer: 12132.8 mi

Trip Distance	532.4 mi	Trip Time	14:09:04
Trip Fuel	98.38 gal	Fuel Consumption	6.95 gal/h
Fuel Economy	5.41 mpg	Idle Time	4:23:05
Avg Drive Load	0 %	Idle Percent	30.99 %
Avg Vehicle Speed	54.5 mph	Idle Fuel	2.63 gal

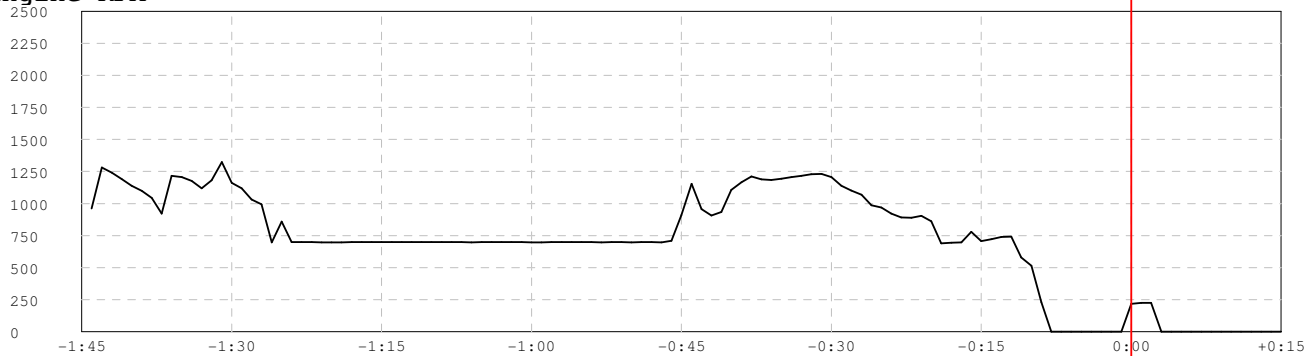
Last Stop Time: 03/17/2001 14:48:55 (EST)

Last Stop Odometer: 12132.8 mi

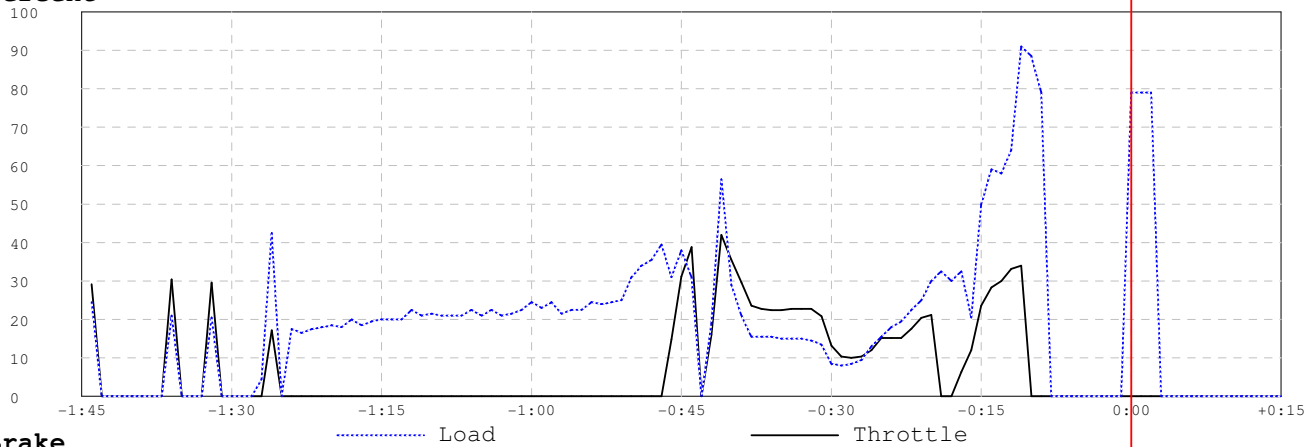
Vehicle Speed (mph)



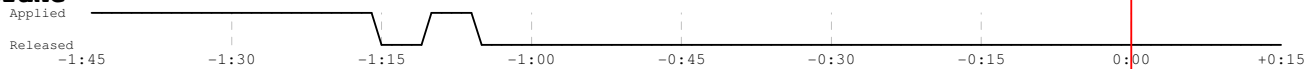
Engine RPM



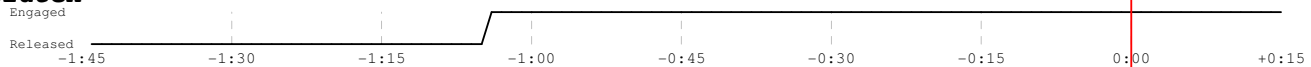
Percent



Brake



Clutch



DDEC® Reports - Hard Brake #1

Print Date: Jul 05, 2011 01:00 PM (CDT)

DDC

Trip: 03/16/01 03:04 PM (EST) to 04/01/01 (EST)

Vehicle ID: 2072997

Driver ID:

Odometer: 12132.8 mi

Trip Distance	532.4 mi	Trip Time	14:09:04
Trip Fuel	98.38 gal	Fuel Consumption	6.95 gal/h
Fuel Economy	5.41 mpg	Idle Time	4:23:05
Avg Drive Load	0 %	Idle Percent	30.99 %
Avg Vehicle Speed	54.5 mph	Idle Fuel	2.63 gal

Incident Time: 03/13/2001 11:12:40 (EST)

Incident Odometer: 11054.3 mi

Time	Vehicle Speed (mph)	Engine Speed (rpm)	Brake	Clutch	Engine Load (%)	Throttle (%)	Cruise	Diagnostic Code
-1:00	37.0	1161	No	No	0.00	0.00	No	No
-0:59	36.5	1150	No	No	10.00	13.20	No	No
-0:58	36.5	1159	No	No	48.00	49.60	No	No
-0:57	37.5	1175	No	No	51.50	52.00	No	No
-0:56	38.0	1197	No	No	53.00	54.40	No	No
-0:55	38.5	1209	No	No	33.50	42.80	No	No
-0:54	38.5	1221	No	No	33.50	43.20	No	No
-0:53	39.0	1229	No	No	33.00	42.80	No	No
-0:52	39.0	1230	No	No	33.00	42.80	No	No
-0:51	39.5	1241	No	No	33.00	42.80	No	No
-0:50	39.5	1245	No	No	33.50	43.20	No	No
-0:49	39.5	1248	No	No	33.00	42.80	No	No
-0:48	40.0	1259	No	No	32.00	42.80	No	No
-0:47	40.0	1262	No	No	36.00	45.20	No	No
-0:46	40.5	1277	No	No	38.50	47.20	No	No
-0:45	41.0	1296	No	No	56.00	59.20	No	No
-0:44	42.0	1320	No	No	56.00	60.00	No	No
-0:43	42.5	1340	No	No	46.50	53.60	No	No
-0:42	43.0	1357	No	No	42.00	51.20	No	No
-0:41	43.5	1365	No	No	41.50	51.20	No	No
-0:40	44.0	1381	No	No	40.50	50.40	No	No
-0:39	44.0	1393	No	No	40.00	50.40	No	No
-0:38	44.5	1406	No	No	40.00	50.40	No	No
-0:37	45.0	1412	No	No	39.50	50.40	No	No
-0:36	45.0	1420	No	No	38.50	50.00	No	No
-0:35	45.5	1433	No	No	59.50	65.20	No	No
-0:34	46.5	1471	No	No	74.00	74.00	No	No
-0:33	47.5	1498	No	No	73.50	74.00	No	No
-0:32	47.5	1483	No	No	2.00	0.00	No	No
-0:31	46.5	1075	No	No	0.00	0.00	No	No
-0:30	47.0	1106	No	No	51.00	49.20	No	No
-0:29	47.5	1115	No	No	62.50	75.60	No	No
-0:28	48.0	1125	No	No	66.00	65.60	No	No
-0:27	48.5	1137	No	No	68.00	61.20	No	No
-0:26	48.5	1136	No	No	27.00	35.60	No	No
-0:25	48.5	1132	No	No	25.50	32.80	No	No
-0:24	48.0	1130	No	No	28.00	36.00	No	No
-0:23	48.0	1123	No	No	17.50	22.40	No	No
-0:22	47.5	1112	No	No	17.50	22.40	No	No
-0:21	47.0	1103	No	No	18.50	22.80	No	No

DDEC® Reports - Hard Brake #1

Print Date: Jul 05, 2011 01:00 PM (CDT)

DDC

Trip: 03/16/01 03:04 PM (EST) to 04/01/01 (EST)

Vehicle ID: 2072997

Driver ID:

Odometer: 12132.8 mi

Incident Time: 03/13/2001 11:12:40 (EST)

Incident Odometer: 11054.3 mi

Time	Vehicle Speed (mph)	Engine Speed (rpm)	Brake	Clutch	Engine Load (%)	Throttle (%)	Cruise	Diagnostic Code
-0:20	47.0	1097	No	No	18.50	22.80	No	No
-0:19	46.0	1049	No	No	0.00	0.00	No	No
-0:18	46.0	1076	No	No	0.00	0.00	No	No
-0:17	45.5	1060	No	No	0.00	0.00	No	No
-0:16	44.5	1048	No	No	0.00	0.00	No	No
-0:15	45.0	1049	No	No	55.00	47.60	No	No
-0:14	45.0	1058	No	No	57.50	49.60	No	No
-0:13	45.5	1070	No	No	56.50	49.20	No	No
-0:12	46.0	1082	No	No	65.00	57.60	No	No
-0:11	46.5	1096	No	No	67.50	70.00	No	No
-0:10	47.0	1102	No	No	69.00	71.60	No	No
-0:09	47.5	1117	No	No	70.00	78.80	No	No
-0:08	48.5	1135	No	No	71.50	83.60	No	No
-0:07	49.0	1151	No	No	72.50	84.80	No	No
-0:06	49.5	1167	No	No	73.50	84.80	No	No
-0:05	50.5	1185	No	No	75.00	84.80	No	No
-0:04	51.0	1203	No	No	50.00	52.00	No	No
-0:03	51.0	1191	No	No	15.50	23.20	No	No
-0:02	50.5	1174	Yes	No	0.00	0.00	No	No
-0:01	46.5	1092	Yes	No	0.00	0.00	No	No
0:00	39.0	906	Yes	No	0.00	0.00	No	No
+0:01	33.0	760	Yes	No	0.00	0.00	No	No
+0:02	28.0	701	Yes	No	10.50	0.00	No	No
+0:03	26.5	701	Yes	No	10.00	0.00	No	No
+0:04	26.0	810	No	No	71.00	50.40	No	No
+0:05	27.0	847	No	No	75.50	87.20	No	No
+0:06	27.5	875	No	No	76.00	100.00	No	No
+0:07	28.5	902	No	No	77.50	100.00	No	No
+0:08	29.5	931	No	No	77.00	100.00	No	No
+0:09	30.5	963	No	No	77.00	100.00	No	No
+0:10	31.5	993	No	No	75.50	100.00	No	No
+0:11	32.5	1024	No	No	74.50	100.00	No	No
+0:12	33.5	1057	No	No	73.50	100.00	No	No
+0:13	34.5	1087	No	No	72.00	100.00	No	No
+0:14	35.5	1122	No	No	70.50	100.00	No	No

DDEC® Reports - Hard Brake #1

Print Date: Jul 05, 2011 01:00 PM (CDT)

DDC

Trip: 03/16/01 03:04 PM (EST) to 04/01/01 (EST)

Vehicle ID: 2072997

Driver ID:

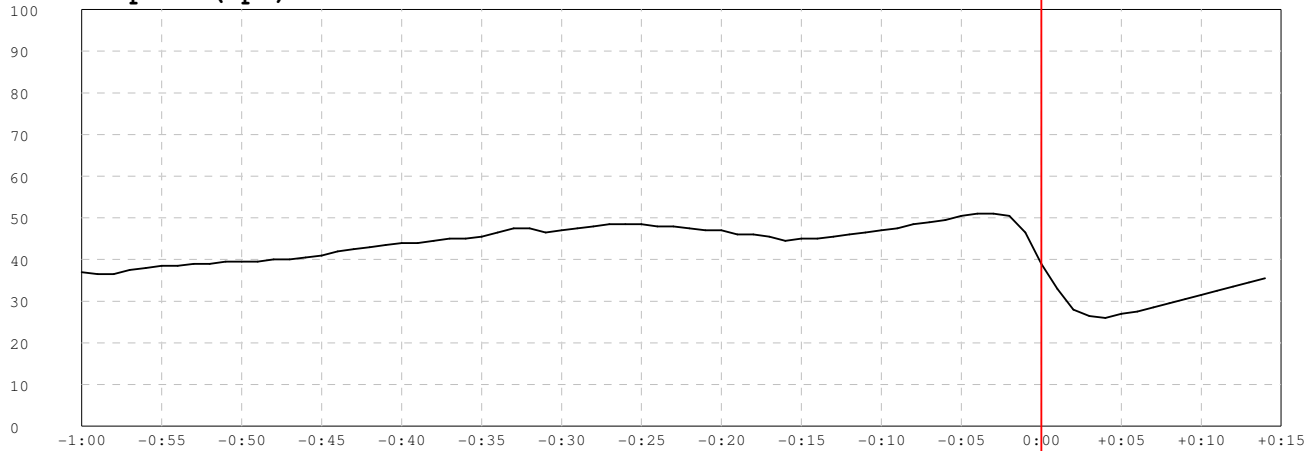
Odometer: 12132.8 mi

Trip Distance	532.4 mi	Trip Time	14:09:04
Trip Fuel	98.38 gal	Fuel Consumption	6.95 gal/h
Fuel Economy	5.41 mpg	Idle Time	4:23:05
Avg Drive Load	0 %	Idle Percent	30.99 %
Avg Vehicle Speed	54.5 mph	Idle Fuel	2.63 gal

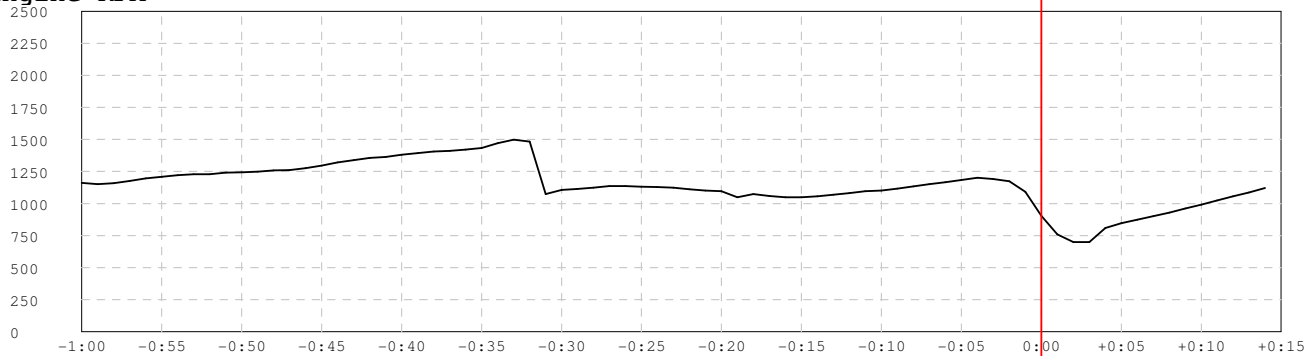
Incident Time: 03/13/2001 11:12:40 (EST)

Incident Odometer: 11054.3 mi

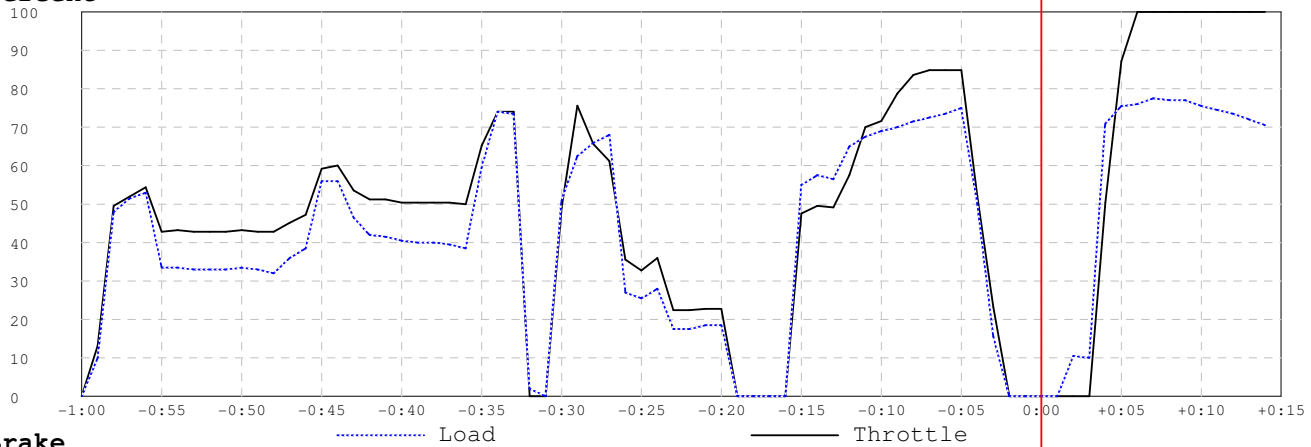
Vehicle Speed (mph)



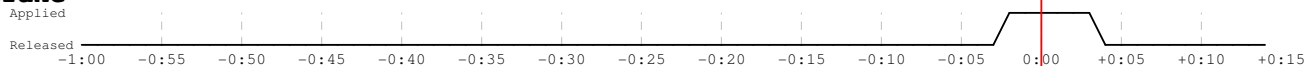
Engine RPM



Percent



Brake



Clutch

